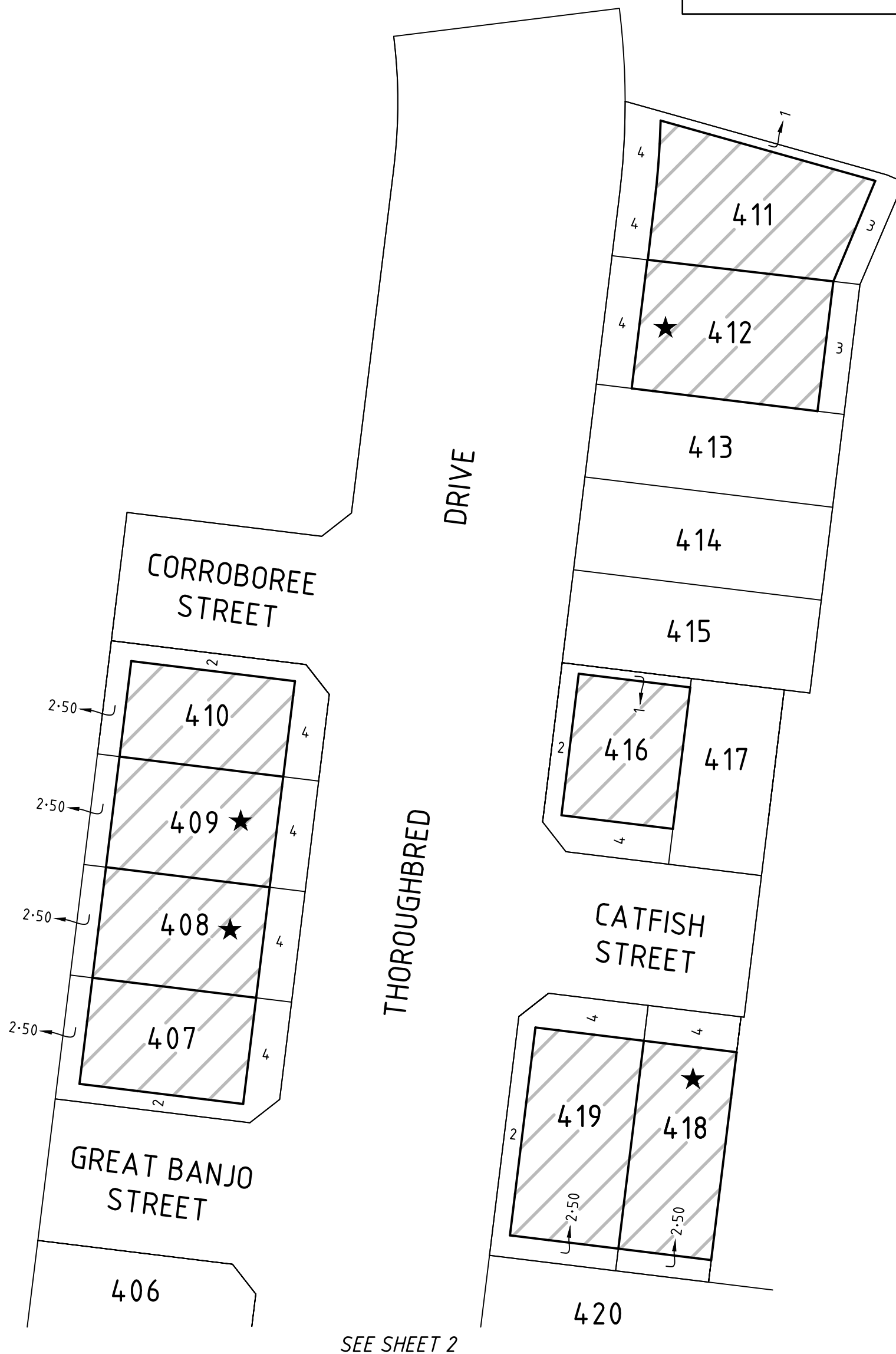


MGA94 ZONE 55



SEE SHEET 2

**BUILDING ENVELOPES**

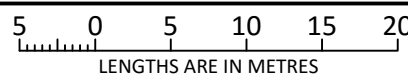
★ SIDE SETBACKS  
 UNLESS NOMINATED ON THE PLAN, A BUILD TO BOUNDARY ZONE ONLY APPLIES TO ONE SIDE OF THE LOT WHERE THE CROSSOVER EXISTS. A SETBACK OF AT LEAST 1 METRE MUST BE PROVIDED FOR THE OPPOSITE SIDE BOUNDARY.



**Beveridge Williams**  
 development & environment consultants  
 Melbourne ph : 03 9524 8888  
 www.beveridgewilliams.com.au

SURVEYORS REF  
M5418/4

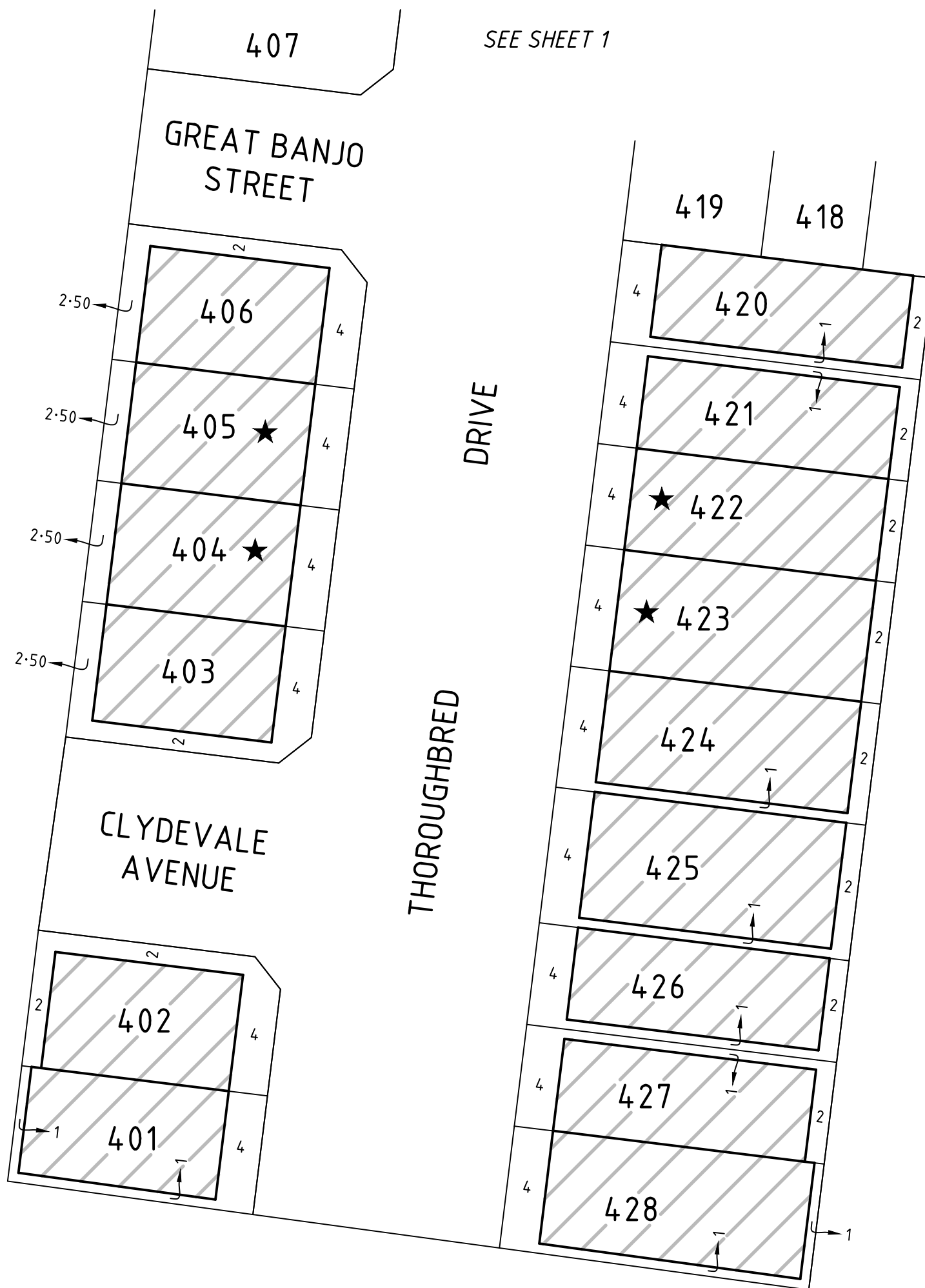
SCALE  
1 : 500



ORIGINAL SHEET  
SIZE: A3

SHEET 8

LICENSED SURVEYOR: ADRIAN FREEMAN  
 VERSION 7, DATE: 15/11/2017



**BUILDING ENVELOPES**

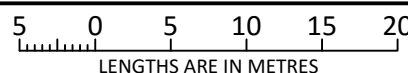
★ SIDE SETBACKS  
 UNLESS NOMINATED ON THE PLAN, A BUILD TO BOUNDARY ZONE ONLY APPLIES TO ONE SIDE OF THE LOT WHERE THE CROSSOVER EXISTS. A SETBACK OF AT LEAST 1 METRE MUST BE PROVIDED FOR THE OPPOSITE SIDE BOUNDARY.



**Beveridge Williams**  
 development & environment consultants  
 Melbourne ph : 03 9524 8888  
 www.beveridgewilliams.com.au

SURVEYORS REF  
M5418/4

SCALE  
1 : 500



ORIGINAL SHEET  
SIZE: A3

SHEET 9

LICENSED SURVEYOR: ADRIAN FREEMAN  
 VERSION 7, DATE: 15/11/2017