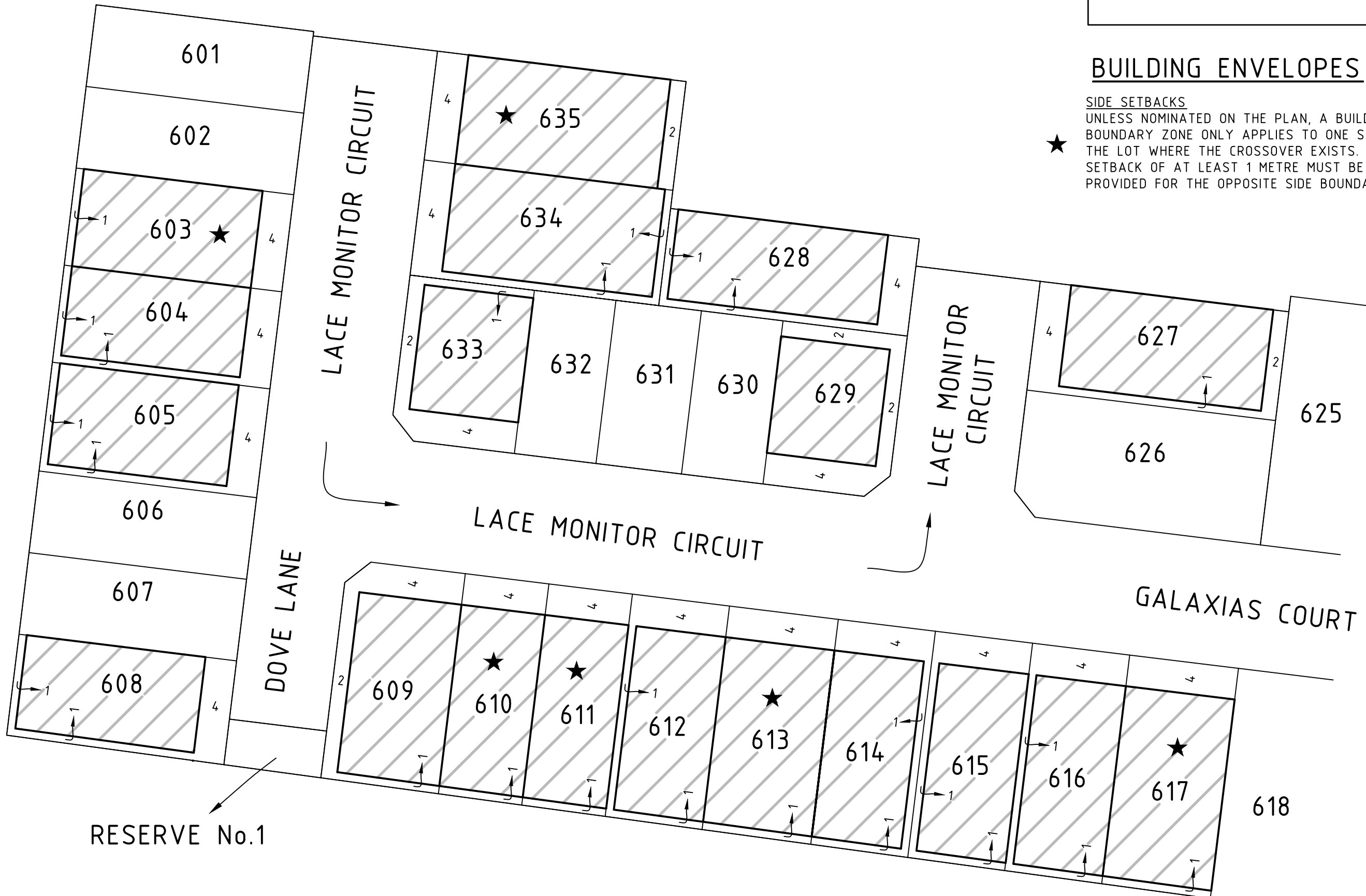


**BUILDING ENVELOPES**

SIDE SETBACKS  
 UNLESS NOMINATED ON THE PLAN, A BUILD TO BOUNDARY ZONE ONLY APPLIES TO ONE SIDE OF THE LOT WHERE THE CROSSOVER EXISTS. A SETBACK OF AT LEAST 1 METRE MUST BE PROVIDED FOR THE OPPOSITE SIDE BOUNDARY.

MGA94 ZONE 55



**BW** Beveridge Williams  
 development & environment consultants  
 Melbourne ph : 03 9524 8888  
 www.beveridgewilliams.com.au

SURVEYORS REFERENCE  
 M5418/6

SCALE 1 : 500  
 5 0 5 10 15 20  
 LENGTHS ARE IN METRES

ORIGINAL SHEET SIZE: A3  
 SHEET 8

LICENSED SURVEYOR: ADRIAN FREEMAN  
 VERSION 9, DATE: 15/11/2017

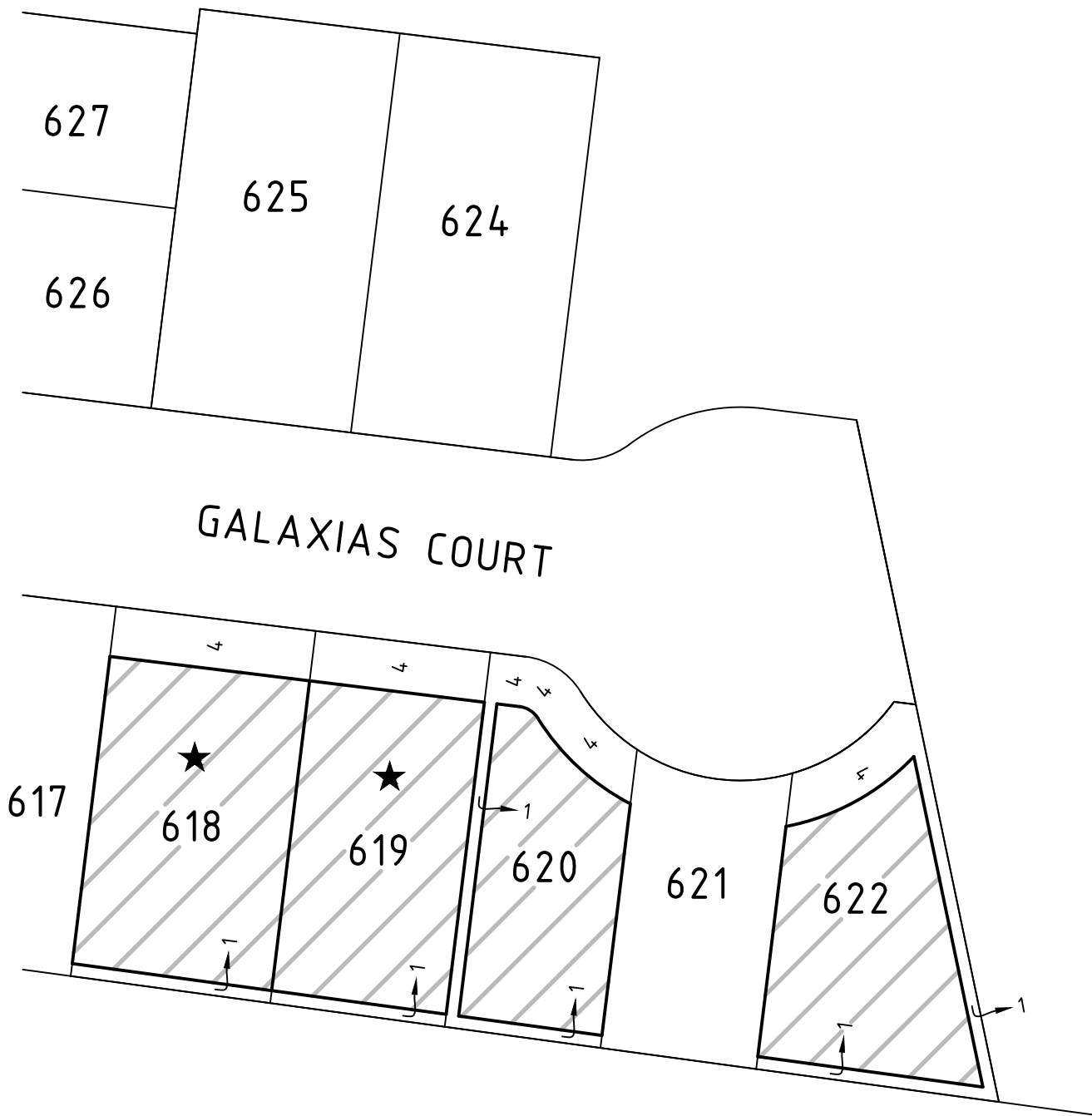
**BUILDING ENVELOPES**

SIDE SETBACKS

UNLESS NOMINATED ON THE PLAN, A BUILD TO BOUNDARY ZONE ONLY APPLIES TO ONE SIDE OF THE LOT WHERE THE CROSSOVER EXISTS. A SETBACK OF AT LEAST 1 METRE MUST BE PROVIDED FOR THE OPPOSITE SIDE BOUNDARY.



MGA94 ZONE 55



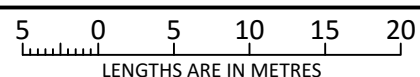
**Beveridge Williams**  
development & environment consultants

Melbourne ph : 03 9524 8888

www.beveridgewilliams.com.au

SURVEYORS REF  
M5418/6

SCALE  
1 : 500



ORIGINAL SHEET  
SIZE: A3

SHEET 9

LICENSED SURVEYOR: ADRIAN FREEMAN  
VERSION 9, DATE: 15/11/2017