

BUILDING ENVELOPES

SEE SHEET 2

PS826162S

K

RESERVE
No.1

R1

STREET

BROLGA

GROWLING GRASS

701

702

703

704

705

706

CRESCENT

746

745

707

708

744

R1

743

DRIVE

713

711

710

709

742

741

SNIPE

R1

STREET

715

723

724

SEE SHEET 9

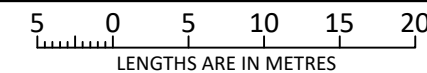
POBBLEBONK



BW Beveridge Williams
 development & environment consultants
 Melbourne ph : 03 9524 8888
 www.beveridgewilliams.com.au

SURVEYORS
REFERENCE
M5418/7

SCALE
1 : 500



ORIGINAL SHEET
SIZE: A3

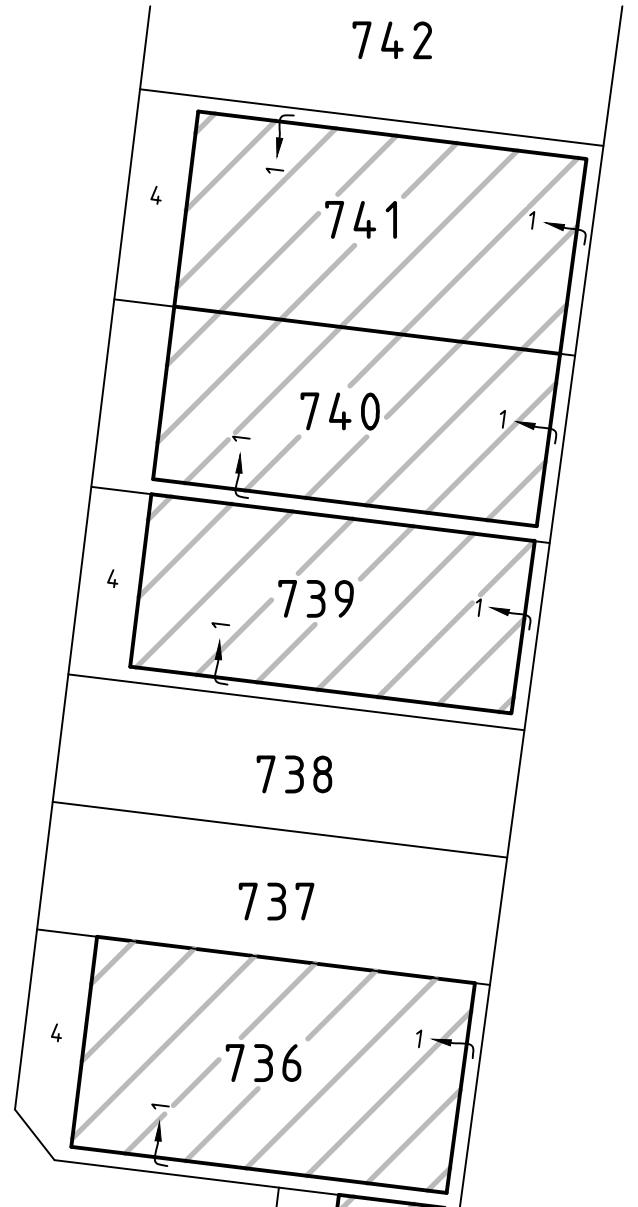
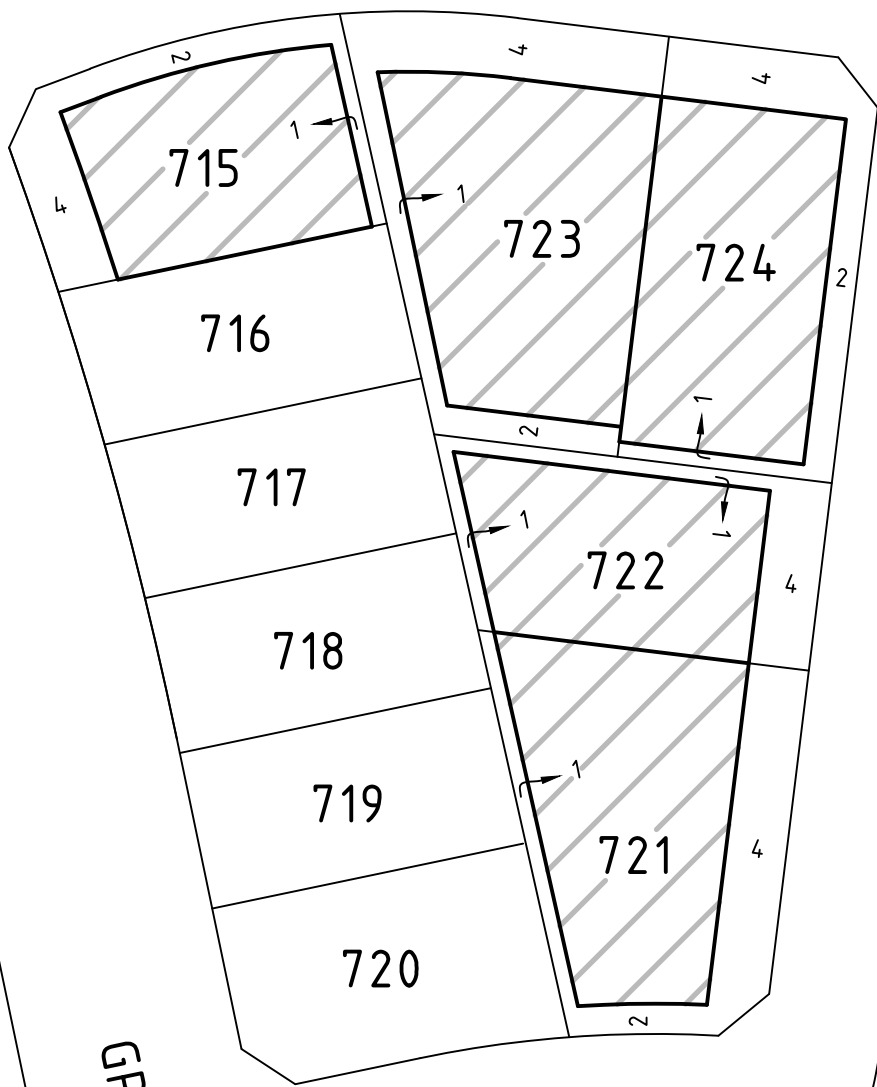
SHEET 8

LICENSED SURVEYOR: SEAN O'CONNOR
VERSION 4, DATE: 26/03/2019

SEE SHEET 8

PS826162S

SNIPE R1 STREET



CRESCENT

R1

POBBLEBONK

BOOROOLONG LANE

GROWLING GRASS DRIVE



R1

AZZAM STREET

BUILDING ENVELOPES



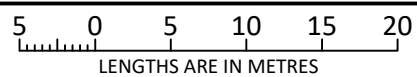
Beveridge Williams
development & environment consultants

Melbourne ph : 03 9524 8888

www.beveridgewilliams.com.au

SURVEYORS REF
M5418/7

SCALE
1 : 500



ORIGINAL SHEET
SIZE: A3

SHEET 9

LICENSED SURVEYOR: SEAN O'CONNOR
VERSION 4, DATE: 26/03/2019