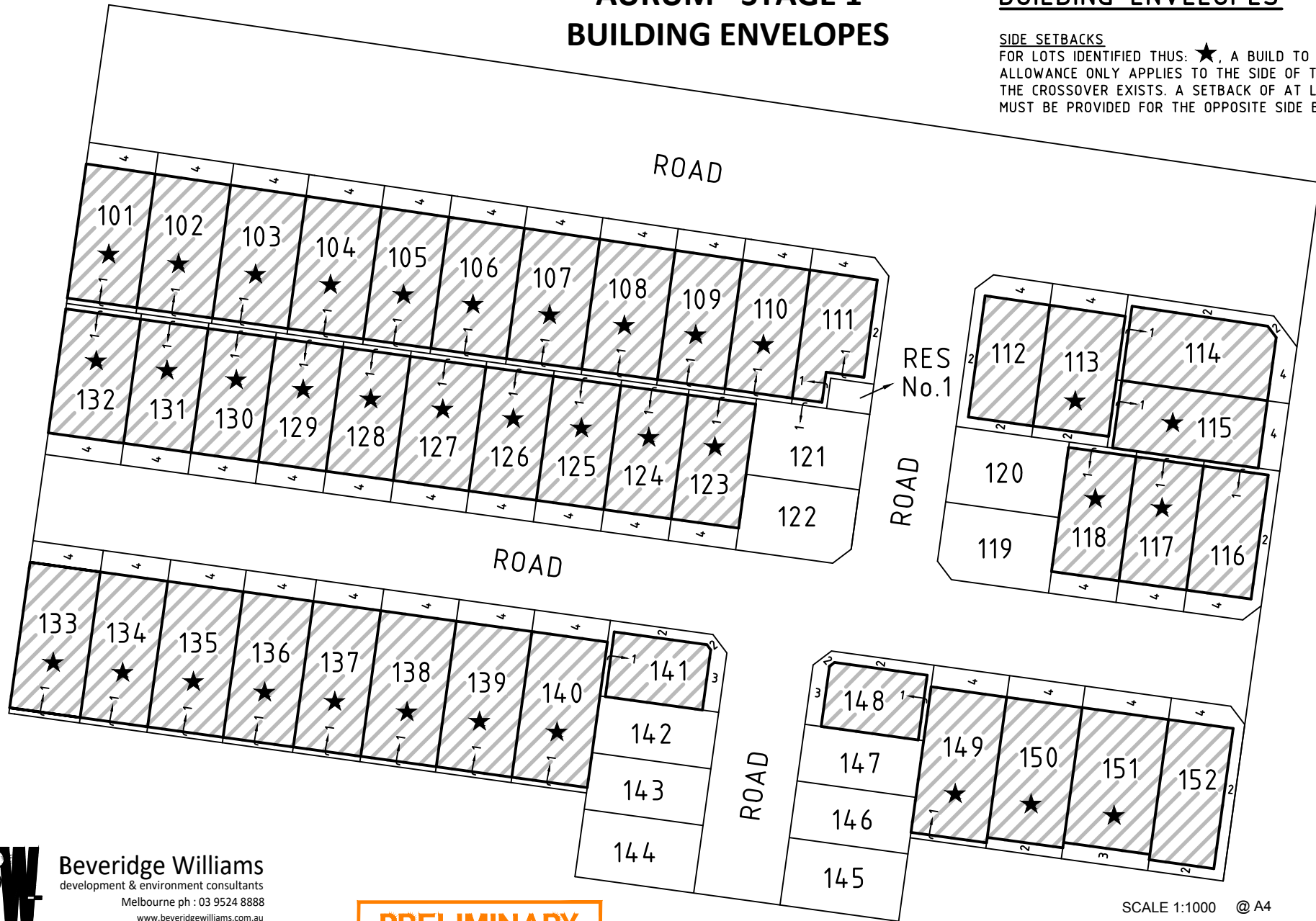


# AURUM - STAGE 1 BUILDING ENVELOPES

## BUILDING ENVELOPES

### SIDE SETBACKS

FOR LOTS IDENTIFIED THUS: ★, A BUILD TO BOUNDARY ALLOWANCE ONLY APPLIES TO THE SIDE OF THE LOT WHERE THE CROSSOVER EXISTS. A SETBACK OF AT LEAST 1 METRE MUST BE PROVIDED FOR THE OPPOSITE SIDE BOUNDARY.



**BW** Beveridge Williams  
development & environment consultants  
Melbourne ph : 03 9524 8888  
www.beveridgewilliams.com.au

Ref: 1001422/1 Ver B  
1001422-01-BE-Ver B.dwg

**PRELIMINARY**  
- SUBJECT TO PERMIT ISSUE, FINALISED SERVICE  
EASEMENTS, FINALISED RESTRICTIONS AND ROAD NAMES

SCALE 1:1000 @ A4  
10 0 10 20 30 40 50  
LENGTHS ARE IN METRES  
Sheet 1 of 1

# AURUM - STAGE 2 BUILDING ENVELOPES

## BUILDING ENVELOPES

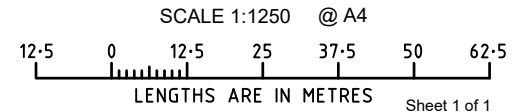
### SIDE SETBACKS

FOR LOTS IDENTIFIED THUS: ★, A BUILD TO BOUNDARY ALLOWANCE ONLY APPLIES TO THE SIDE OF THE LOT WHERE THE CROSSOVER EXISTS. A SETBACK OF AT LEAST 1 METRE MUST BE PROVIDED FOR THE OPPOSITE SIDE BOUNDARY.



**BW** Beveridge Williams  
development & environment consultants  
Melbourne ph : 03 9524 8888  
www.beveridgewilliams.com.au

Ref: 1001422/2 Ver D  
1001422-02-BE-Ver D.dwg




# AURUM - STAGE 3 BUILDING ENVELOPES


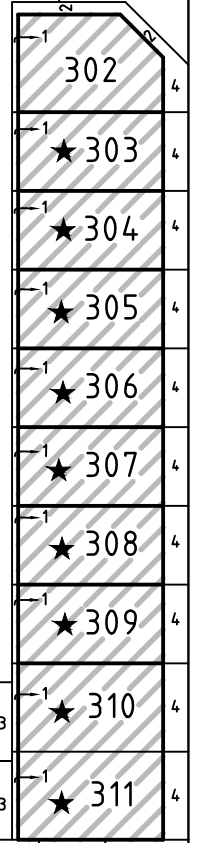
## BUILDING ENVELOPES

### SIDE SETBACKS

FOR LOTS IDENTIFIED THUS: ★, A BUILD TO BOUNDARY ALLOWANCE ONLY APPLIES TO THE SIDE OF THE LOT WHERE THE CROSSOVER EXISTS. A SETBACK OF AT LEAST 1 METRE MUST BE PROVIDED FOR THE OPPOSITE SIDE BOUNDARY.



GRANDE BELMOND AVENUE



ROAD

ROAD

MORISON

