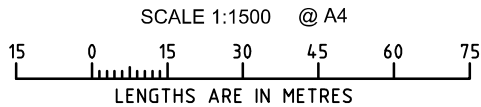
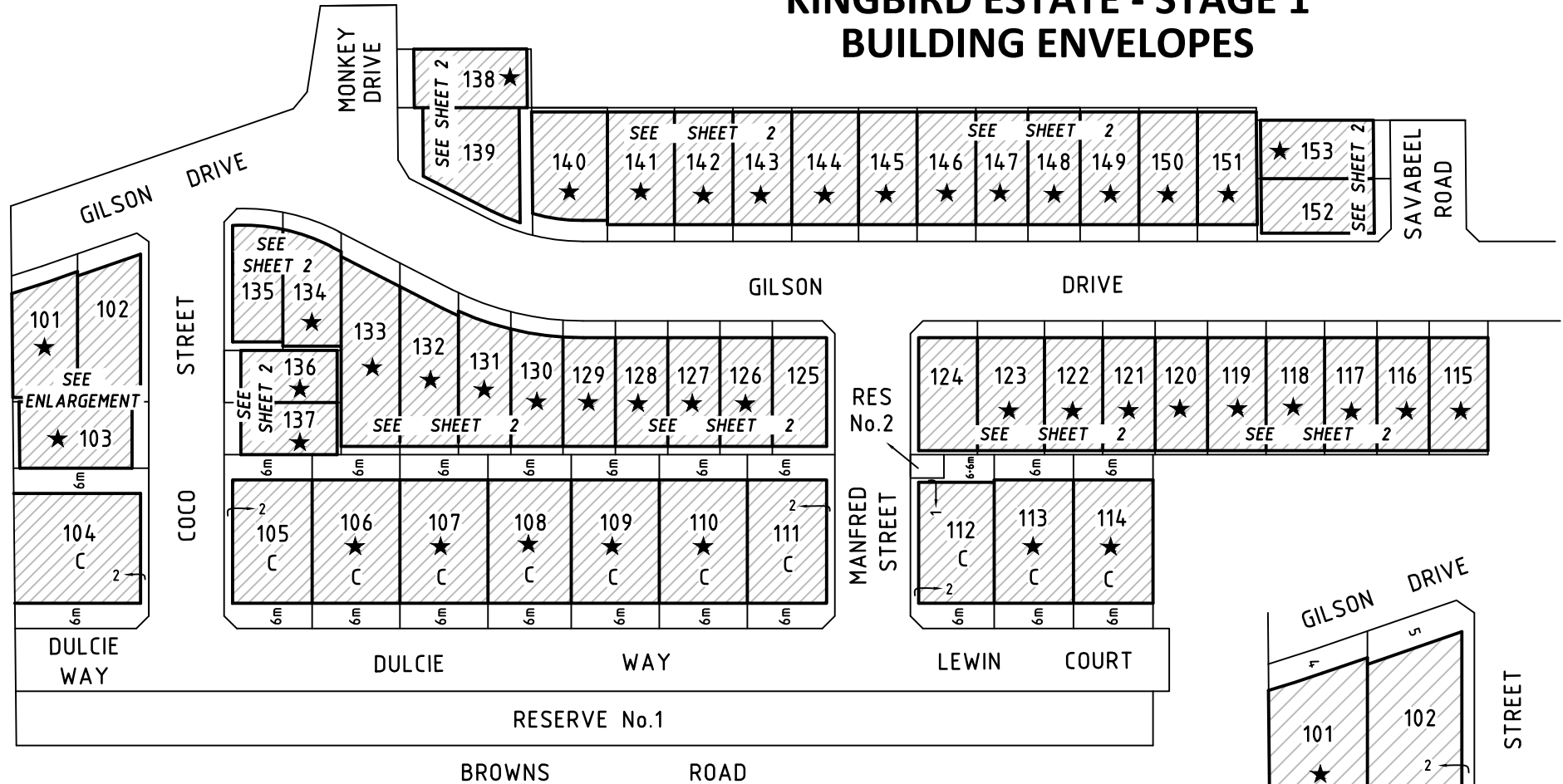


KINGBIRD ESTATE - STAGE 1 BUILDING ENVELOPES

MGA2020 ZONE 55



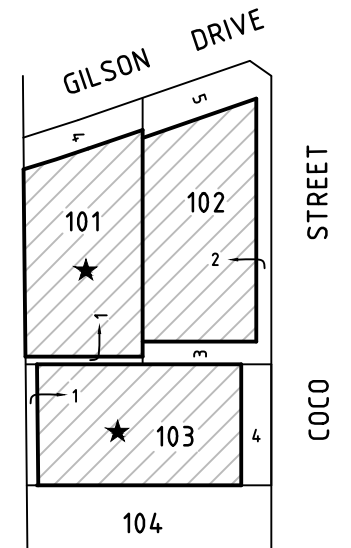
BUILDING ENVELOPES

SIDE SETBACKS

FOR LOTS IDENTIFIED THUS: ★, A BUILD TO BOUNDARY ALLOWANCE ONLY APPLIES TO THE SIDE OF THE LOT WHERE THE CROSSOVER EXISTS. A SETBACK OF AT LEAST 1 METRE MUST BE PROVIDED FOR THE OPPOSITE SIDE BOUNDARY.

RESIDENTIAL DESIGN CONTROLS

'C': DENOTES LOTS SUBJECT TO INTERFACE 'C' REQUIREMENTS

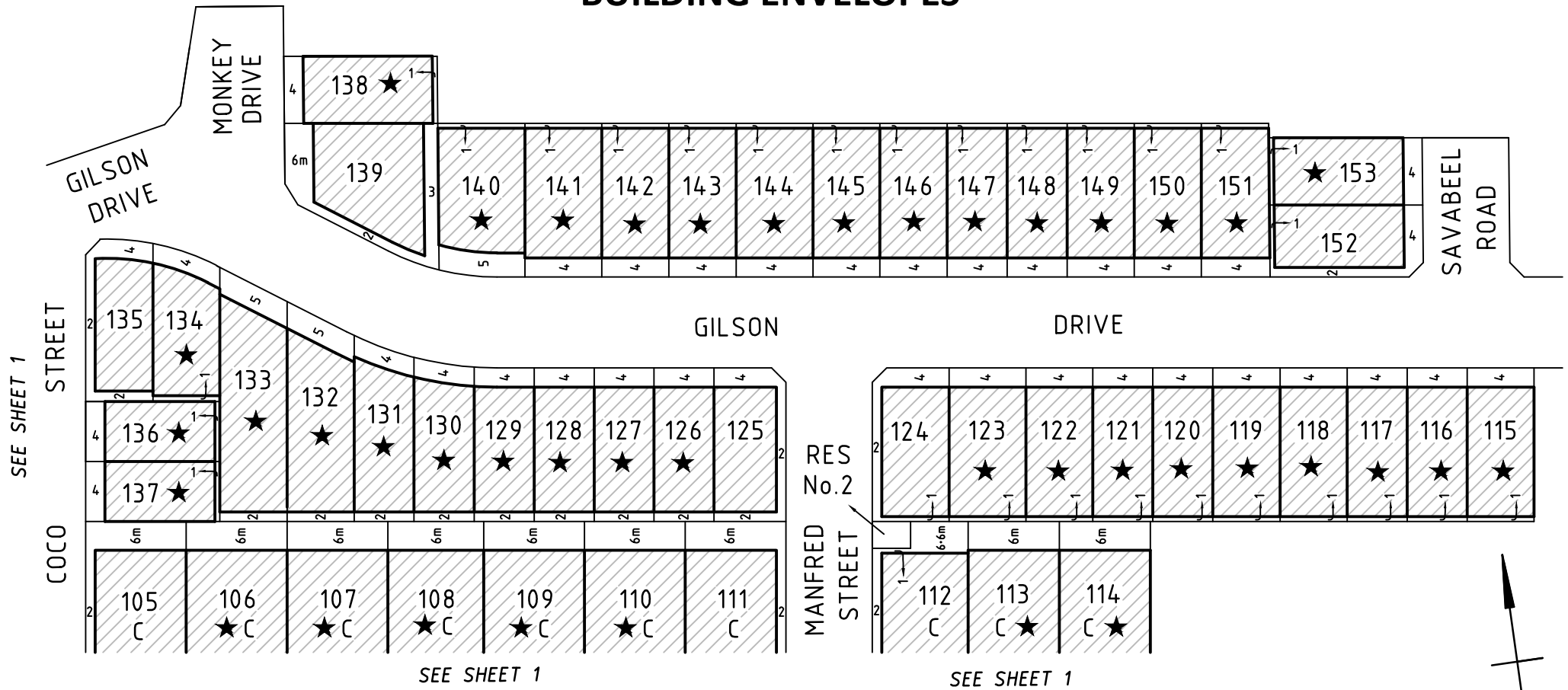


ENLARGEMENT
SCALE 1:1000



Ref: 2000850/01 Ver D
2000850-01-BE-VerD.dwg

KINGBIRD ESTATE - STAGE 1 BUILDING ENVELOPES



BUILDING ENVELOPES

SIDE SETBACKS

FOR LOTS IDENTIFIED THUS: ★, A BUILD TO BOUNDARY ALLOWANCE ONLY APPLIES TO THE SIDE OF THE LOT WHERE THE CROSSOVER EXISTS. A SETBACK OF AT LEAST 1 METRE MUST BE PROVIDED FOR THE OPPOSITE SIDE BOUNDARY.

RESIDENTIAL DESIGN CONTROLS

'C': DENOTES LOTS SUBJECT TO INTERFACE 'C' REQUIREMENTS



Beveridge Williams
development & environment consultants

Melbourne ph : 03 9524 8888
www.beveridgewilliams.com.au

Ref: 2000850/01 Ver D
2000850-01-BE-VerD.dwg

