

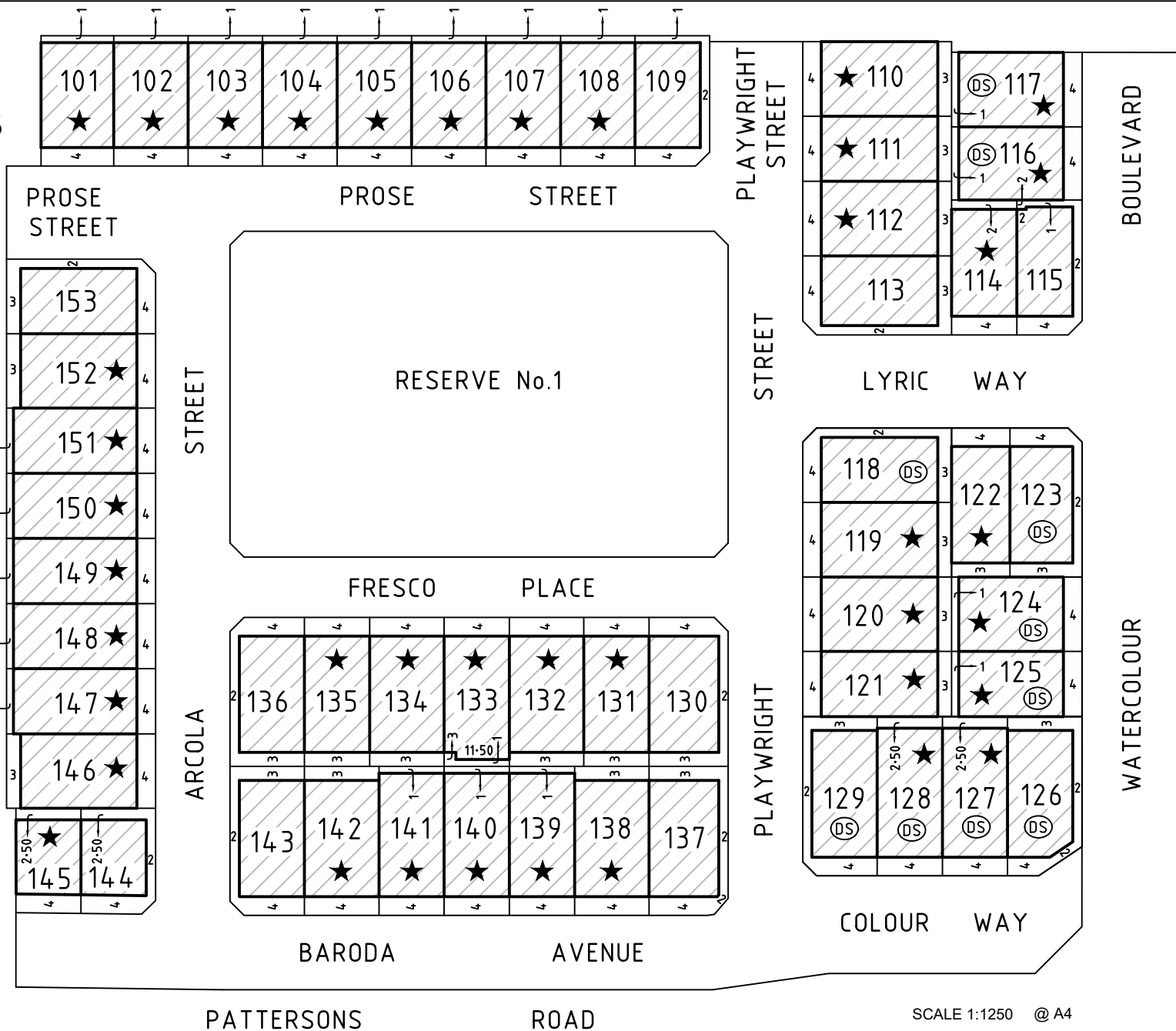
# ORANA ESTATE STAGE 1 BUILDING ENVELOPES

## BUILDING ENVELOPES

### SIDE SETBACKS

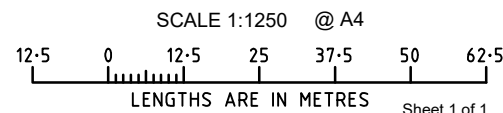
FOR LOTS IDENTIFIED THUS: ★, A BUILD TO BOUNDARY ALLOWANCE ONLY APPLIES TO THE SIDE OF THE LOT WHERE THE CROSSOVER EXISTS. A SETBACK OF AT LEAST 1 METRE MUST BE PROVIDED FOR THE OPPOSITE SIDE BOUNDARY.

(DS) DENOTES DWELLINGS ON THOSE LOTS MUST BE DOUBLE STOREY.



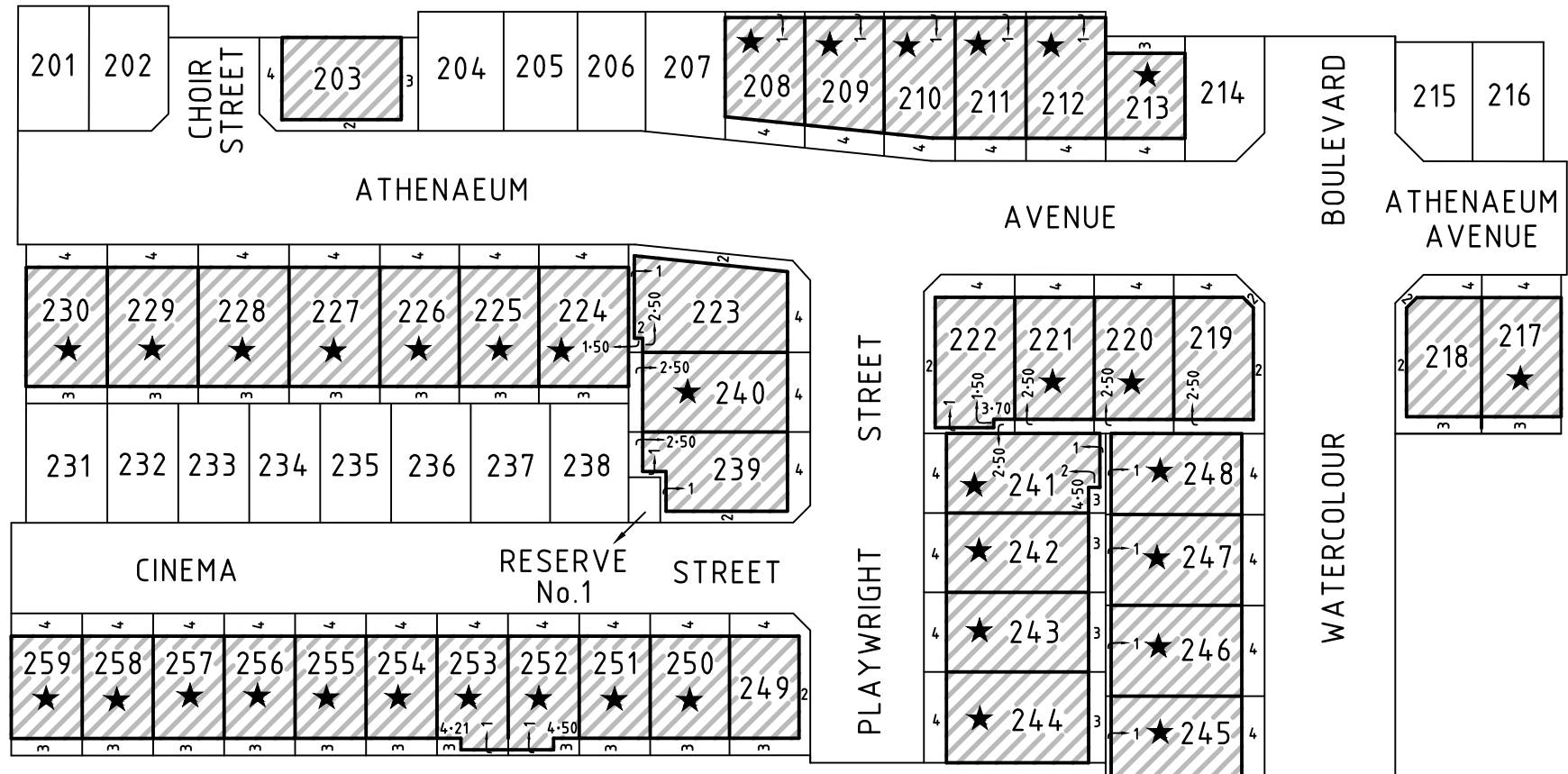
**Beveridge Williams**  
development & environment consultants  
Melbourne ph : 03 9524 8888  
www.beveridgewilliams.com.au

Ref: 0900228/1 Ver G  
0900228-01-BE-Ver G.dwg



Sheet 1 of 1

# ORANA ESTATE STAGE 2 BUILDING ENVELOPES



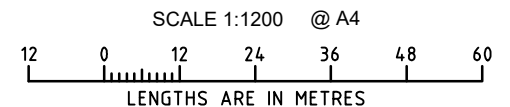
**Beveridge Williams**  
development & environment consultants  
Melbourne ph : 03 9524 8888  
www.beveridgewilliams.com.au

Ref: 0900228/2 Ver F  
0900228-02-BE-Ver F.dwg

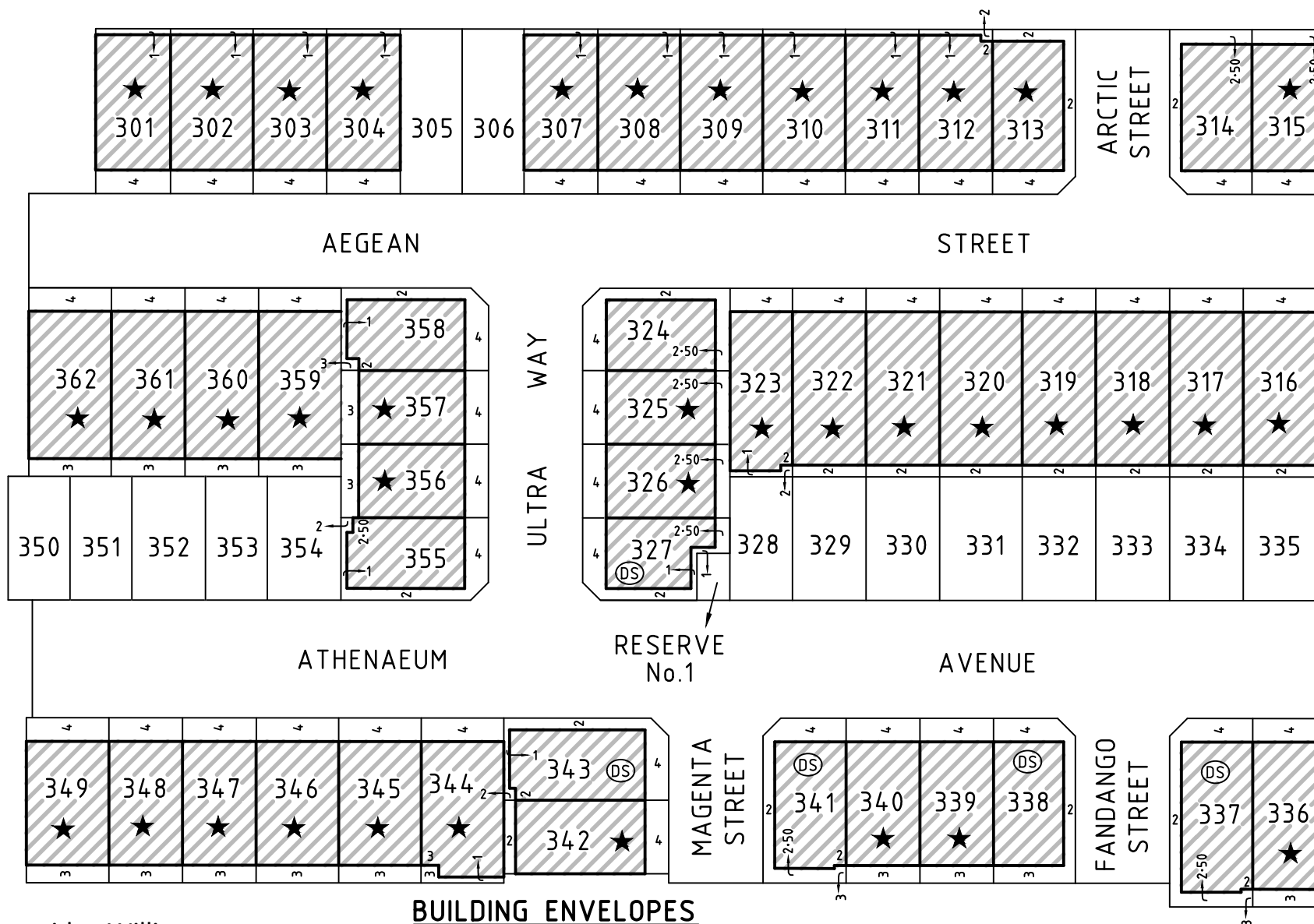
## BUILDING ENVELOPES

### SIDE SETBACKS

FOR LOTS IDENTIFIED THUS: ★, A BUILD TO BOUNDARY ALLOWANCE ONLY APPLIES TO THE SIDE OF THE LOT WHERE THE CROSSOVER EXISTS. A SETBACK OF AT LEAST 1 METRE MUST BE PROVIDED FOR THE OPPOSITE SIDE BOUNDARY.



# ORANA ESTATE STAGE 3 BUILDING ENVELOPES



## BUILDING ENVELOPES

### SIDE SETBACKS

FOR LOTS IDENTIFIED THUS: ★, A BUILD TO BOUNDARY ALLOWANCE ONLY APPLIES TO THE SIDE OF THE LOT WHERE THE CROSSOVER EXISTS. A SETBACK OF AT LEAST 1 METRE MUST BE PROVIDED FOR THE OPPOSITE SIDE BOUNDARY.

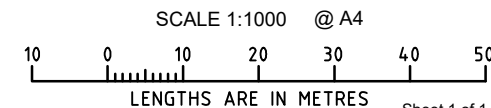
DS DENOTES DWELLINGS ON THOSE LOTS MUST BE DOUBLE STOREY.



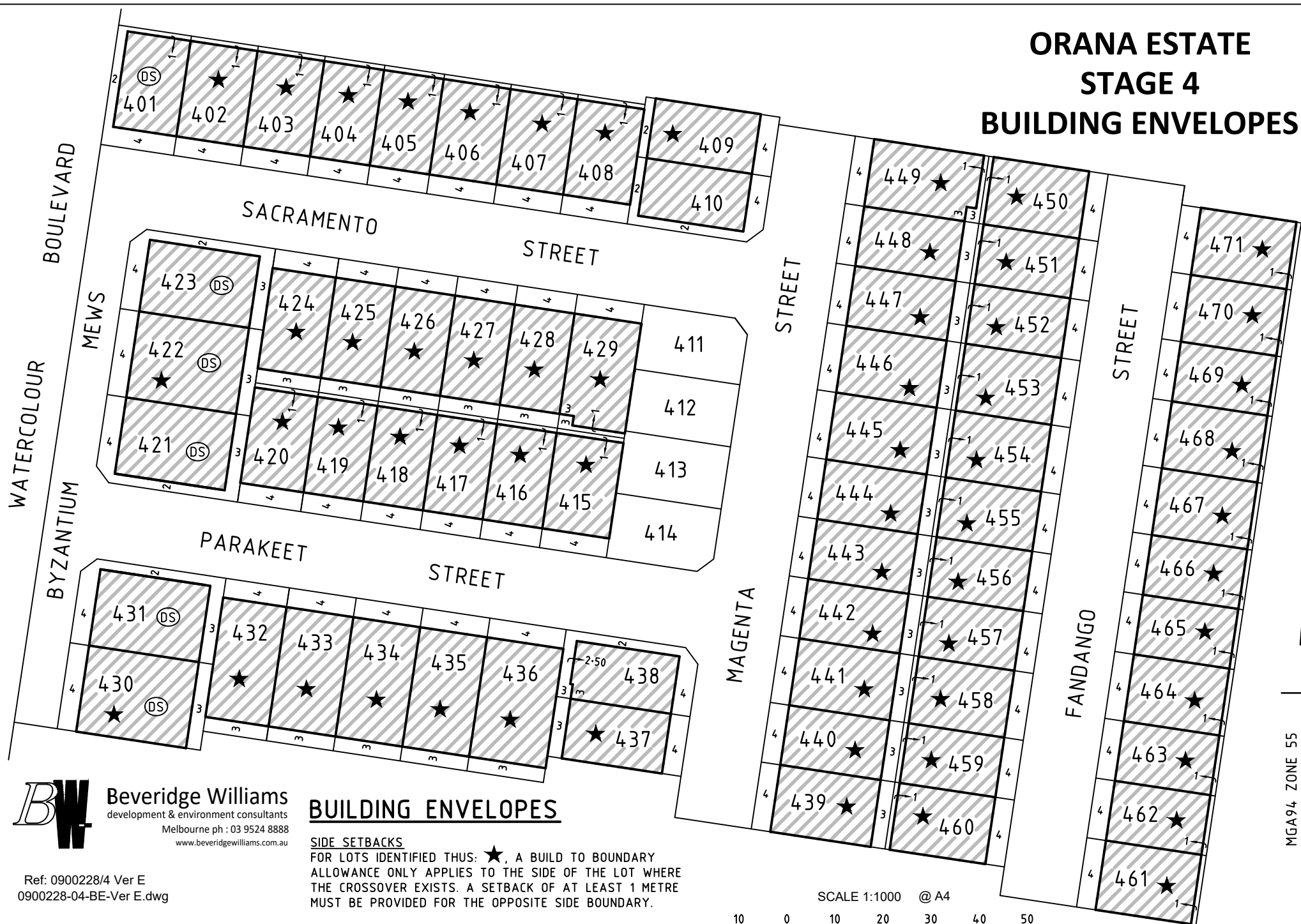
**Beveridge Williams**

development & environment consultants  
Melbourne ph : 03 9524 8888  
www.beveridgewilliams.com.au

Ref: 0900228/3 Ver H  
0900228-03-BE-Ver H.dwg



# ORANA ESTATE STAGE 4 BUILDING ENVELOPES



**BW** Beveridge Williams  
development & environment consultants  
Melbourne ph : 03 9524 8888  
www.beveridgewilliams.com.au

Ref: 0900228/4 Ver E  
0900228-04-BE-Ver E.dwg

## BUILDING ENVELOPES

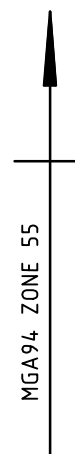
### SIDE SETBACKS

FOR LOTS IDENTIFIED THUS: ★, A BUILD TO BOUNDARY ALLOWANCE ONLY APPLIES TO THE SIDE OF THE LOT WHERE THE CROSSOVER EXISTS. A SETBACK OF AT LEAST 1 METRE MUST BE PROVIDED FOR THE OPPOSITE SIDE BOUNDARY.

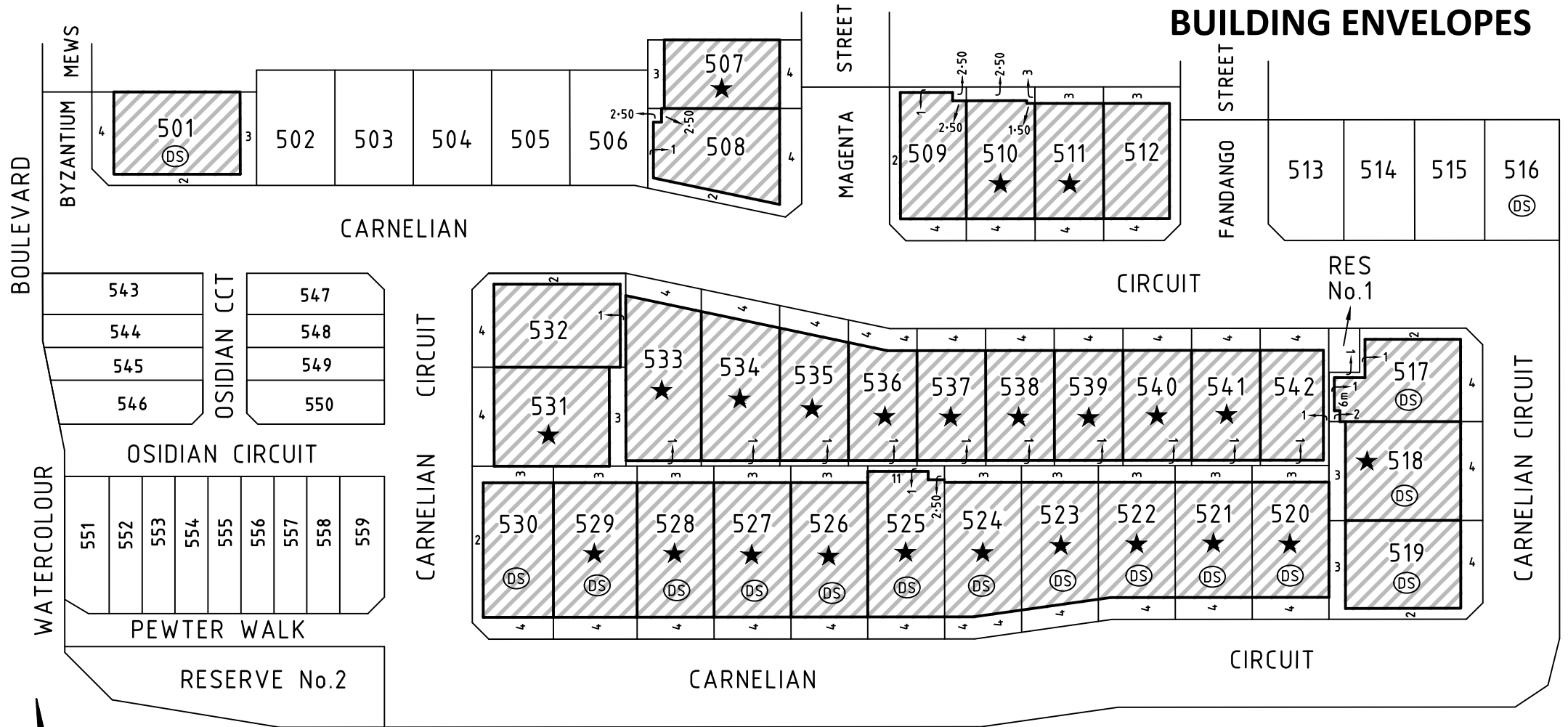
(DS) DENOTES DWELLINGS ON THOSE LOTS MUST BE DOUBLE STOREY.

SCALE 1:1000 @ A4  
10 0 10 20 30 40 50  
LENGTHS ARE IN METRES

Sheet 1 of 1



# ORANA ESTATE - STAGE 5 BUILDING ENVELOPES



## BUILDING ENVELOPES

### SIDE SETBACKS

FOR LOTS IDENTIFIED THUS: ★, A BUILD TO BOUNDARY ALLOWANCE ONLY APPLIES TO THE SIDE OF THE LOT WHERE THE CROSSOVER EXISTS. A SETBACK OF AT LEAST 1 METRE MUST BE PROVIDED FOR THE OPPOSITE SIDE BOUNDARY.

(DS) DENOTES DWELLINGS ON THOSE LOTS MUST BE DOUBLE STOREY.

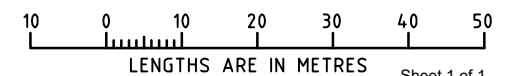


**Beveridge Williams**  
development & environment consultants

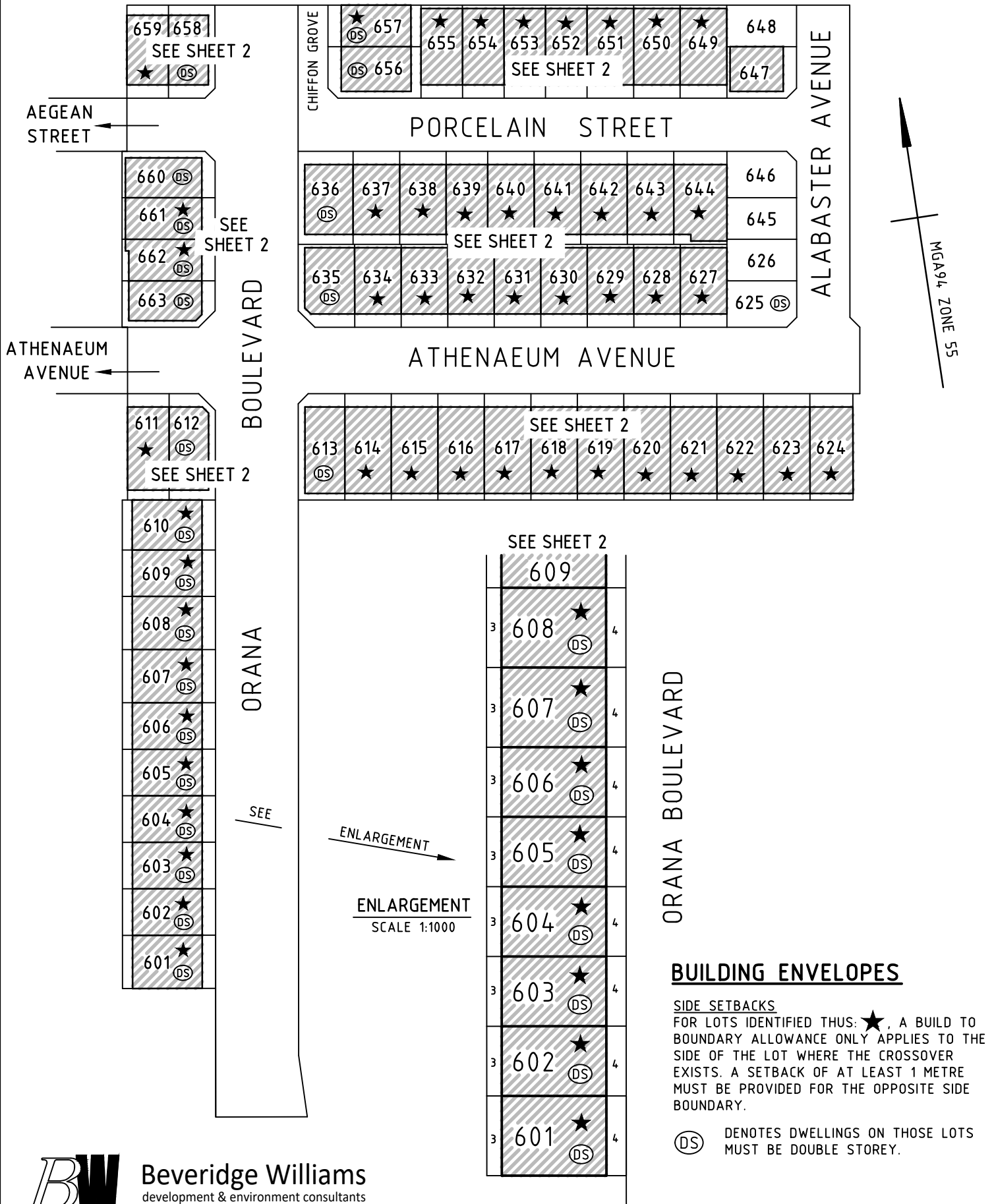
Melbourne ph : 03 9524 8888  
www.beveridgewilliams.com.au

Ref: 0900228/5 Ver D  
0900228-05-BE-Ver D.dwg

SCALE 1:1000 @ A4



# ORANA ESTATE - STAGE 6 BUILDING ENVELOPES



**Beveridge Williams**  
development & environment consultants  
Melbourne ph : 03 9524 8888  
www.beveridgewilliams.com.au

# ORANA ESTATE - STAGE 6 BUILDING ENVELOPES

AEGEAN  
STREET

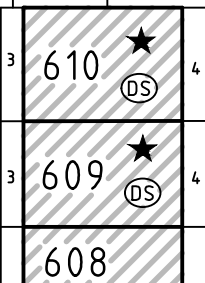

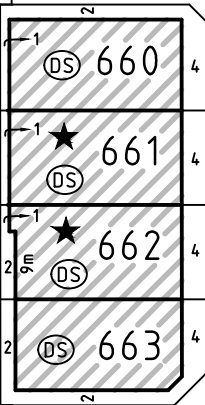
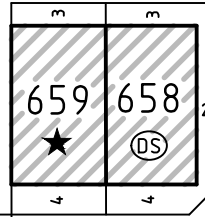
ATHENAEUM  
AVENUE

MSA94, ZONE 55



**Beveridge Williams**  
development & environment consultants  
Melbourne ph : 03 9524 8888  
www.beveridgewilliams.com.au

Ref: 0900228/6 Ver B  
0900228-06-BE-VerB.dwg



SEE SHEET 1

BOULEVARD

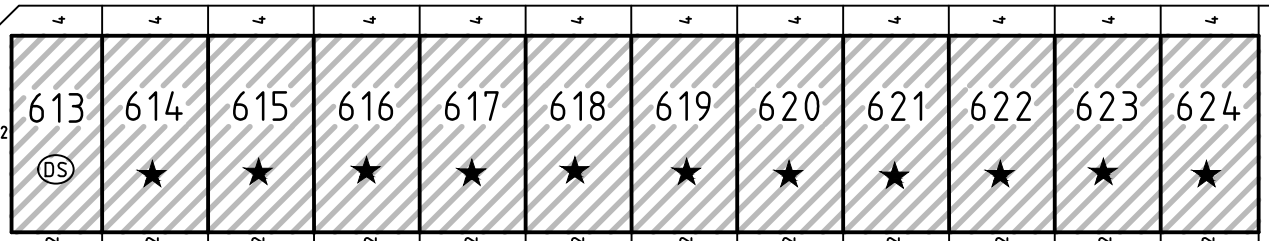
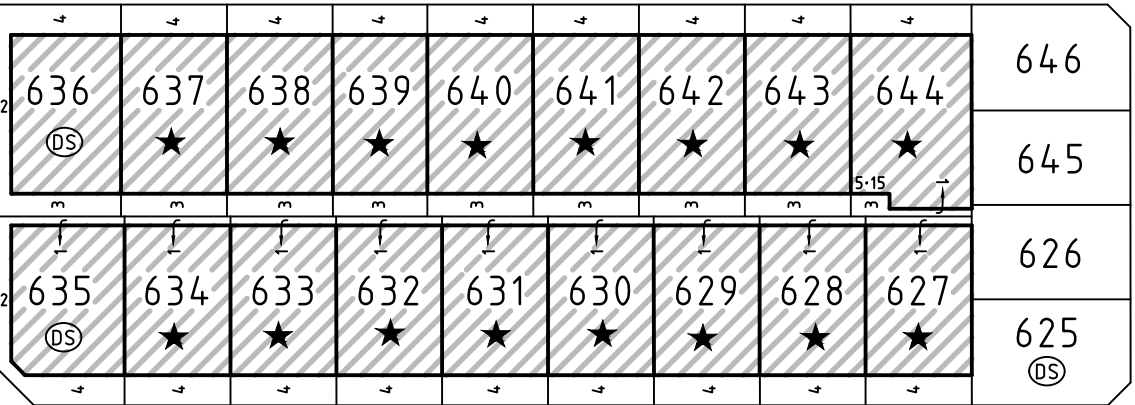
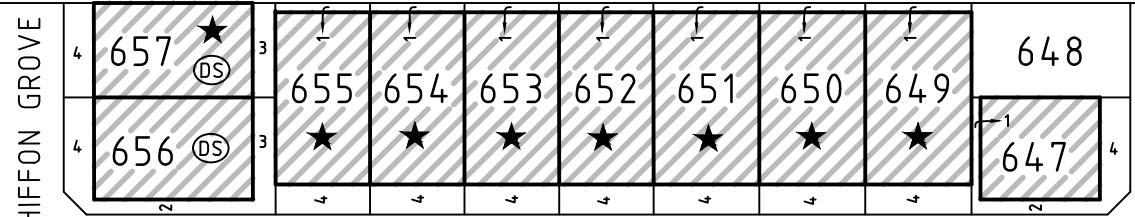
ORANA

CHIFFON GROVE

PORCELAIN STREET

ATHENAEUM AVENUE

ALABASTER AVENUE



## BUILDING ENVELOPES

### SIDE SETBACKS

FOR LOTS IDENTIFIED THUS: ★, A BUILD TO BOUNDARY ALLOWANCE ONLY APPLIES TO THE SIDE OF THE LOT WHERE THE CROSSOVER EXISTS. A SETBACK OF AT LEAST 1 METRE MUST BE PROVIDED FOR THE OPPOSITE SIDE BOUNDARY.

ⓁS DENOTES DWELLINGS ON THOSE LOTS MUST BE DOUBLE STOREY.

